

4

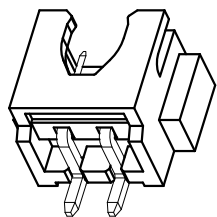
3

2

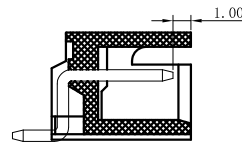
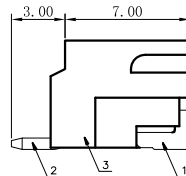
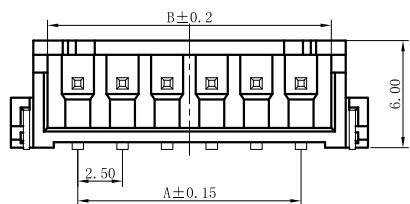
1

REVISION DATA

REV	DESCRIPTION	DATE
A0	NEW DRAWING	2016-5-26



2 PIN

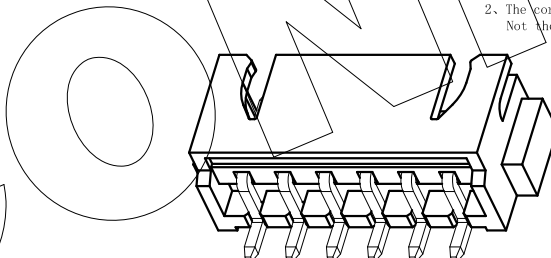
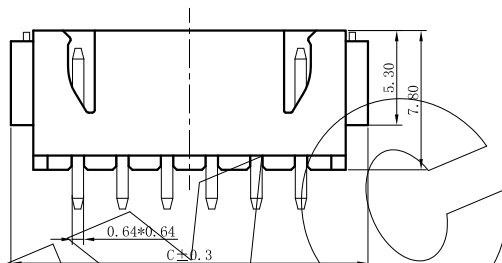


Electrical properties:

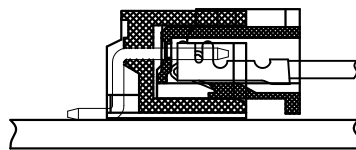
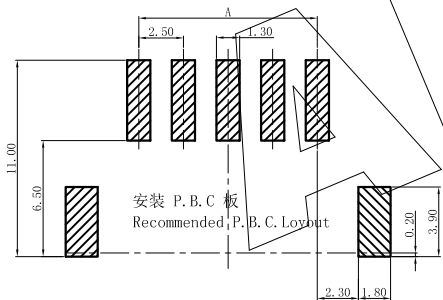
- 1. Current rating:3 AC/DC (AWG #22)
- 2. Voltage rating: 250V AC/DC
- 3. Temperature range: -25°C to +85°C
- 4. Contact resistance:Initial value/20mΩ max
- 5. Insulation resistance:1000MΩ min
- 6. Withstanding voltage:1000V AC/ minute
- 7. Applicable wire:AWG #26 to #22

Environmental controls:

- 1. Banned contains SS - 00259 are restricted substances.
- 2. The corresponding issued by SGS or ITS icp-aes data, Not the material in a list, and validity.



孔位 poles	A	B	C
2	2.5	5.9	10.0
3	5.0	8.4	12.5
4	7.5	10.9	15.0
5	10.0	13.4	17.5
6	12.5	15.9	20.0
7	15.0	18.4	22.5
8	17.5	20.9	25.0
9	20.0	23.4	27.5
10	22.5	25.9	30.0
11	25.0	28.4	32.5
12	27.5	30.9	35.0
13	30.0	33.4	37.5
14	32.5	35.9	40.0
15	35.0	38.4	42.5
16	37.5	40.9	45.0



3	003	基座	LCP(Ein130)	1	
2	002	接触件	黄铜	N*	镀锡
1	001	焊片	磷青铜	2	镀锡
序号	图号	名称	材料	数量	附件

WF **A** **S** **11** **XXX** **XX** **X** **N** **SXXX**

Pitch A PH2.50	S SMT	XX Positions	XXX Positions	G0 Gold Flash SN Tin Plated	Insulator Material A PBT B PA66 C PA6T P PC F PA9T	W With peg N NO Peg L With lock T Fixed tabs	SXXX
-------------------	-------	--------------	---------------	--------------------------------	--	---	------

ANYCONN® 东莞市恩康电子有限公司

www.enkcom.com **DONGGUAN ANYCONN ELECTRONICS CO.,LTD**

TOLERANCE	PROJECTON		TITLE:	XH-AWB		
ANGLE ±5°	DATE:	2016-5-26	PART NO: WFAS11XXXXXXXXNSXXX			
X.XXX ±0.10	DRAWN:	ZHANG	DRAWING NO:			
X.XX ±0.20	CHECKED:		REV:	UNIT:	SCALE:	
X.X ±0.30	APPROVED:		A0	mm	3:1	
X. ±0.50					SIZE: A4	

4

3

2

1