

4

3

2

1

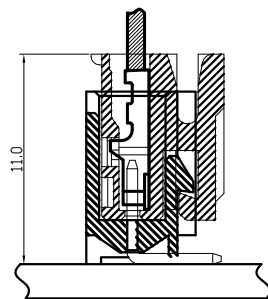
REVISION DATA

REV	DESCRIPTION	DATE
A0	NEW DRAWING	2016-5-26

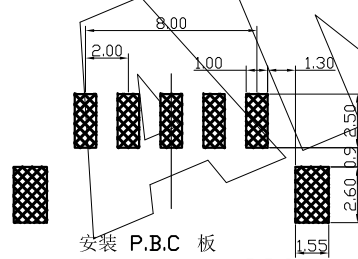
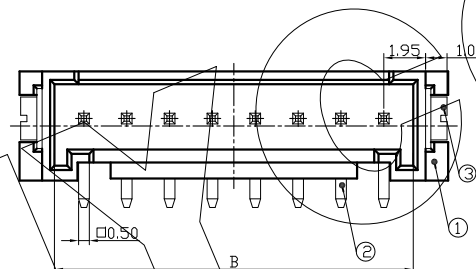
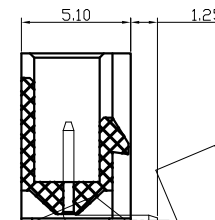
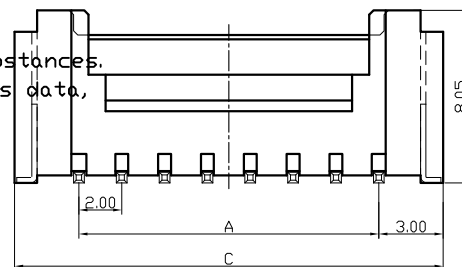
1. Current rating: 2A AC\DC (AWG #22-24)
2. Voltage rating: 125V AC\DC
3. Temperature range: -25°C to 85°C
4. Contact resistance: Initial value/30mΩ max
Electrical properties
5. Insulation resistance: 1000MΩ min
6. Withstanding voltage: 1000V AC/ minute
7. Applicable wire: AWG #22 to #24

Environmental controls

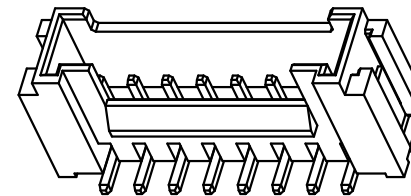
1. Banned contains SS - 00259 are restricted substances.
2. The corresponding issued by SGS or ITS icp-aes data,
Not the material in a list, and validity.



PHB Receptacle + PHB Header



安装 P.B.C 板
Recommended P.B.C. Layout



PIN	A	B	C
2	2.0	4.75	8.0
3	4.0	6.75	10.0
4	6.0	8.75	12.0
5	8.0	10.75	14.0
6	10.0	12.75	16.0
7	12.0	14.75	18.0
8	14.0	16.75	20.0
9	16.0	18.75	22.0
10	18.0	20.75	24.0
11	20.0	22.75	26.0
12	22.0	24.75	28.0
13	24.0	26.75	30.0
14	26.0	28.75	32.0
15	28.0	30.75	34.0
16	30.0	32.75	36.0

材 料		
1	基 座	LCP (UL94-0)
2	接触件	黄 铜 (镀锡)
3	焊 片	磷青铜 (镀锡)

WF	B	R	11	XXX	XX	X	N	RXX3
Pitch B PH2.0	R 90°	XX Positions	XXX Positions	G0 Gold Flash SN Tin Plated	Insulator Material A PBT B PA66 C PA6T P PC F PA9T	W With peg N NO Peg L With lock T Fixed tabs		RXX3

ANYCONN® 东莞市恩康电子有限公司

www.enkcom.com

DONGGUAN ANYCONN ELECTRONICS CO.,LTD

TOLERANCE	PROJECTON	TITLE:
ANGLE ±5°	DATE: 2016-5-26	PHB-nAB
X.XXX ±0.10	DRAWN: ZHANG	PART NO: WFBR11XXXXXXXXNRXX3
X.XX ±0.20	CHECKED:	DRAWING NO:
X.X ±0.30	APPROVED:	REV: A0 UNIT: mm SCALE: 3:1 SIZE: A4
X. ±0.50		

4

3

2

1