

PIN	A	B	C
2	1.25	3.85	5.75
3	2.5	5.1	7.0
4	3.75	6.35	8.25
5	5.0	7.6	9.5
6	6.25	8.85	10.75
7	7.5	10.1	12.0
8	8.75	11.35	13.25
9	10.0	12.6	14.5
10	11.25	13.85	15.75
11	12.5	15.1	17.0
12	13.75	16.35	18.25
13	15.0	17.6	19.5
14	16.25	18.85	20.75
15	17.5	20.1	22.0
16	18.75	21.35	23.25

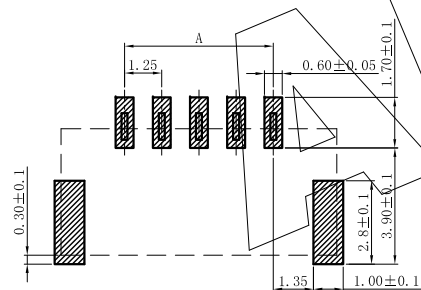
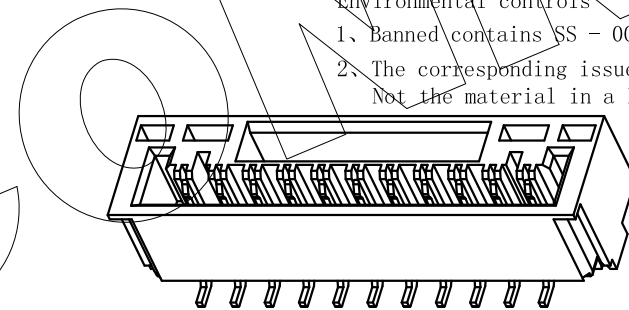
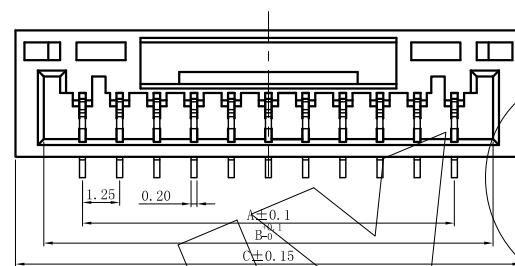
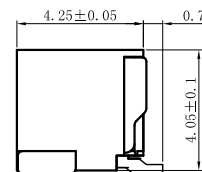
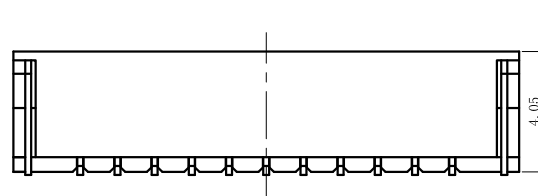
### REVISION DATA

REV	DESCRIPTION	DATE
A0	NEW DRAWING	2016-5-26

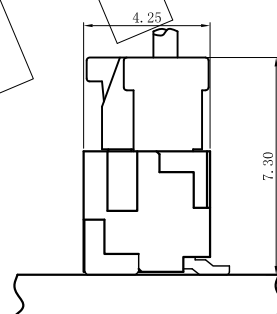
- Current rating: 1A AC\DC (AWG #26)
  - Voltage rating: 50V AC\DC
  - Temperature range: -25°C to 85°C
  - Contact resistance: Initial value/20mΩ max
- Electrical properties
- Insulation resistance: 100MΩ min
  - Withstanding voltage: 500V AC/ minute
  - Applicable wire: AWG #30 to #26

#### Environmental controls

- Banned contains SS - 00259 are restricted substances.
- The corresponding issued by SGS or ITS icp-aes data, Not the material in a list, and validity.



Top entry type



3	003	基座	LCP	1	
2	002	接触件	磷青铜	N*	镀锡
1	001	焊片	磷青铜	2	镀锡
序号	图号	名称	材料	数量	附件

<b>WF</b>	<b>C</b>	<b>R</b>	<b>11</b>	<b>XXX</b>	<b>XX</b>	<b>X</b>	<b>N</b>	<b>RXX2</b>
Pitch C PH1.25	R 90°	XX Positions	XXX Positions	G0 Gold Flash SN Tin Plated	Insulator Material A PBT B PA66 C PA6T P PC F PA9T	W With peg N NO Peg L With lock T Fixed tabs		RXX2

## ANYCONN® 东莞市恩康电子有限公司

www.enkcom.com DONGGUAN ANYCONN ELECTRONICS CO.,LTD

TOLERANCE	PROJECTON	TITLE:
ANGLE ±5°	DATE: 2016-5-26	CF-GH-nAB
X.XXX ±0.10	DRAWN: ZHANG	PART NO: WFCR11XXXXXXXXNRXX2
X.XX ±0.20	CHECKED:	DRAWING NO:
X.X ±0.30	APPROVED:	REV: A0 UNIT: mm SCALE: 3:1 SIZE: A4
X. ±0.50		