

4

3

2

1

REVISION DATA

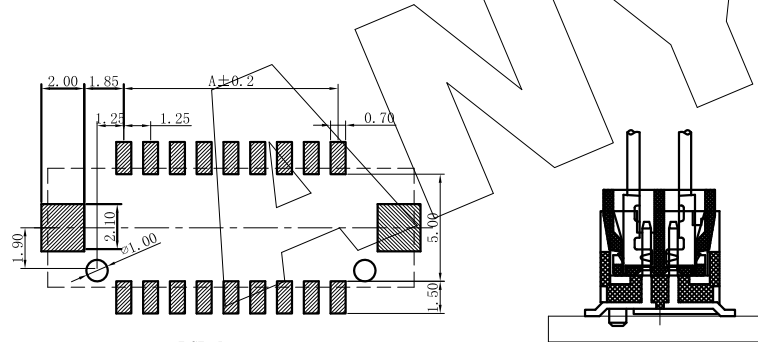
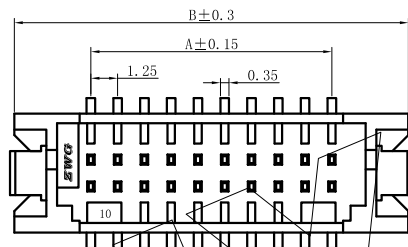
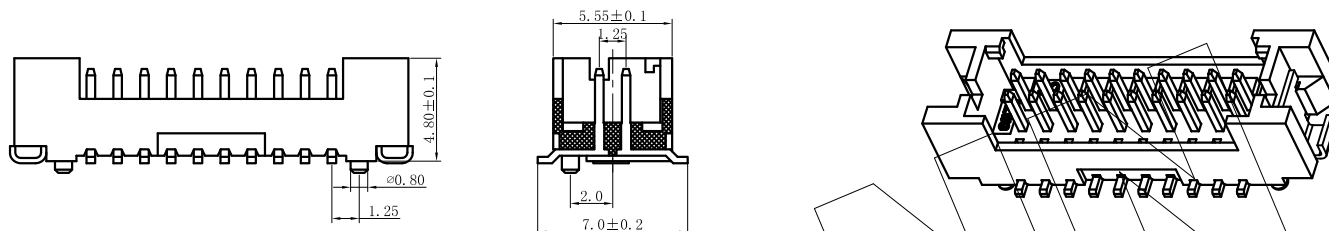
REV	DESCRIPTION	DATE
A0	NEW DRAWING	2016-5-26

Electrical properties

- 1. Current rating:1A AC/DC (AWG #26)
- 2. Voltage rating: 100V AC/DC
- 3. Temperature range: -25°C to 85°C
- 4. Contact resistance:Initial value/30mΩ max
- 5. Insulation resistance:500MΩ min
- 6. Withstanding voltage:500V AC/ minute
- 7. Applicable wire:AWG #32 to #26

Environmental controls

- 1. Banned contains SS - 00259 are restricted substances.
- 2. The corresponding issued by SGS or ITS icp-aes data, Not the material in a list, and validity.



PCB Layout

ANYCONN

孔位 poles	A	B
10	5.0	12.0
20	11.25	18.25
30	17.5	24.5
40	23.75	30.75

序号	名称	材料
1	接触件	磷青铜 (镀锡)
2	基座	LCP (UL94-0)
3	焊片	磷青铜 (镀锡)

WF	C	S	12	XXX	XX	X	W	SXXX
Pitch C PH1.25	S SMT	XX Positions	XXX Positions	G0 Gold Flash SN Tin Plated	Insulator Material A PBT B PA66 C PA6T P PC F PA9T	W With peg N NO Peg L With lock T Fixed tabs	SXXX	

ANYCONN® 东莞市恩康电子有限公司
 www.enkcom.com **DONGGUAN ANYCONN ELECTRONICS CO.,LTD**

TOLERANCE	PROJECTON	TITLE:
ANGLE ±5°	DATE: 2016-5-26	DF13-ABD
X.XXX ±0.10	DRAWN: ZHANG	PART NO: WFCS12XXXXXXWSXXX
X.XX ±0.20	CHECKED:	DRAWING NO:
X.X ±0.30	APPROVED:	REV: A0 UNIT: mm SCALE: 3:1 SIZE: A4
X. ±0.50		

4

3

2

1