

4

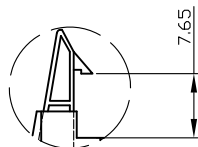
3

2

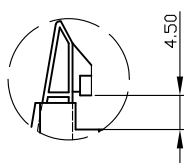
1

REVISION DATA

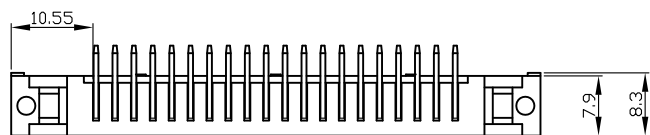
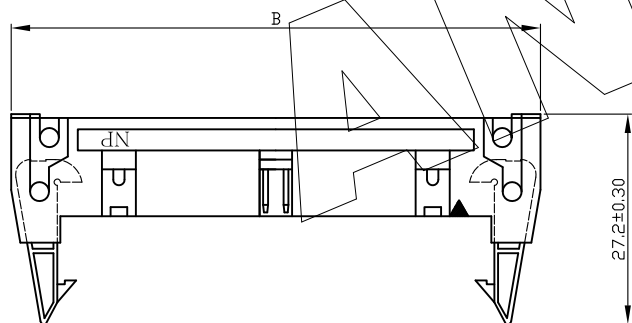
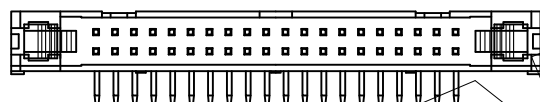
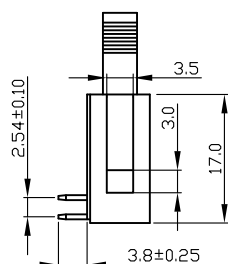
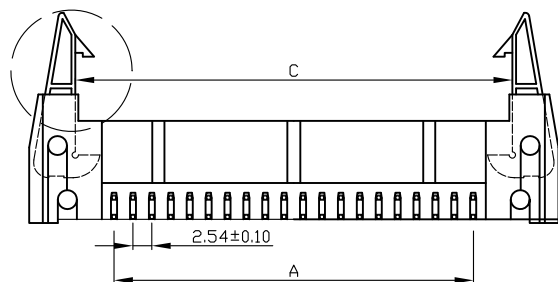
REV	DESCRIPTION	DATE
A0	NEW DRAWING	2012-06-05



Long Ejector

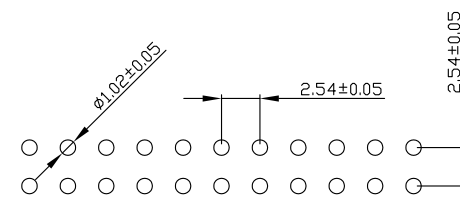


Short Ejector



SPECIFICATIONS

Current Rating : 3AMP
 Operation Temperature: -40°C to +105°C
 Contact Resistance : 20m Ω Max.
 Insulation Resistance: 1000M Ω Min.
 Withstanding Voltage : AC 1000V
 Insulator Material : Polyester(UL94V-0)
 Standard: PBT
 Contact Material : Brass
 Contact plating : Au or Sn



Recommended P.C.B Hole Layout

Ordering Information

BHB XXX 12R XX XBXR001

No. of Positions 002 2Poles	Pin Plating G0 Gold Flash	Insulator Material A PBT C PA6T	Option L Long Ejector
	G1 Gold 1u" SN Sn120u"		S Short Ejector

No. of Contacts	DIMENSIONS		
	A	B	C
6	5.08	26.82	13.24
8	7.62	29.36	15.78
10	10.16	31.90	18.32
14	15.24	36.98	23.40
16	17.78	39.52	26.23
20	22.86	44.60	31.32
26	30.48	52.22	38.94
30	35.56	57.30	44.02
34	40.64	62.38	43.38
40	48.26	70.00	56.72
50	60.96	82.70	63.70
60	73.66	95.40	82.12
64	78.74	100.48	87.20

ANYCONN® 东莞市恩康电子有限公司

www.enkcom.com

DONGGUAN ANYCONN ELECTRONICS CO.,LTD

TOLERANCE	PROJECTON		TITLE:
ANGLE ±5°	DATE :	2012-06-05	2.54mm Pitch Double Row Right Angle 勾勾Box HeaderL16.10/21.10
X.XXX ±0.10	DRAWN :	Sammo	PART NO: BHBXXX12RXXXBXR001
X.XX ±0.20	CHECKED :		DRAWING NO:
X.X ±0.30	APPROVED :		REV: A0 UNIT: mm SCALE: 3:1 SIZE: A4
X. ±0.50			

4

3

2

1