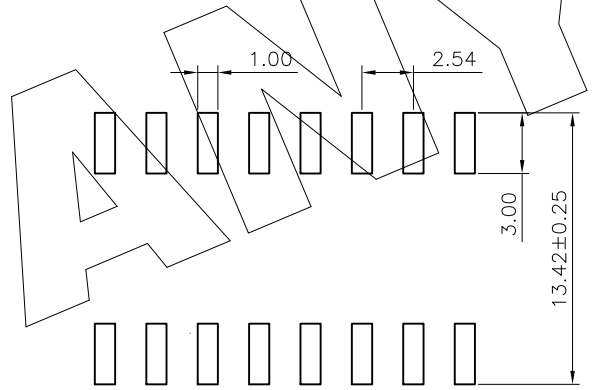
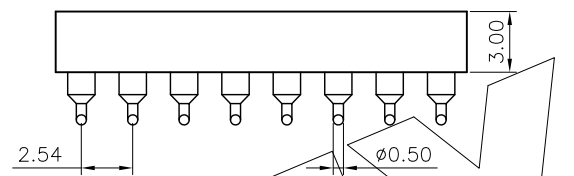
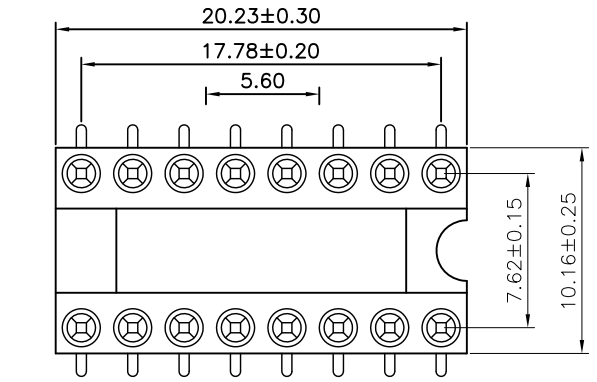
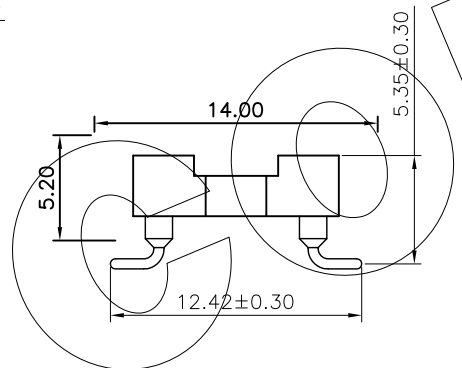


REVISION DATA		
REV	DESCRIPTION	DATE
A0	NEW DRAWING	2015-08-11



P.C.B LAYOUT



No. of Positions	DIM"A"	DIM"B"	TYPE
6	7.62	5.08	无 横
8	10.16	7.62	
10	12.70	10.16	
14	17.78	15.24	
16	20.32	17.78	
18	22.86	20.32	
20	25.40	22.86	带 横
24	30.48	27.94	
28	35.56	33.02	
32	40.64	38.10	
40	50.80	48.26	
48	60.96	58.42	

## Technical Data

**Material:**  
 Pin(outer sleeve): Brass,machined CuZn38Pb2  
 Clip(contact 4 finger): Beryllium copper,heat treated  
 Plating(outer sleeve):  
 Tin plated:2μm/80μ"Ni, 5μm/200μ"Sn  
 Gold Plated:2μm/80μ"nickelfull gold  
 Plating(contact): 2μm/80μ"nickel, gold or Tin plated  
 Insulator black(housing): PPS (UL94V-0)

**Electrical:**  
 Current rating: 3Amps/contact max.  
 Contact resistance: ≤4mΩ/contact  
 Insulation resistance: ≥1000MΩ at V=100V  
 Operaing voltage: 60VAC/DC

**Mechanical:**  
 Average insertion force with steel pin of  
 Ø0.43mm/0.017": <250g  
 Average withdrawal force with steel pin of  
 Ø0.43mm/0.017": >90g min.  
 Mechanical life cycle:min.200  
 Operaing temperatures: Gold Plated:-55°C to+105°C  
 Tin plated:-40°C to+105°C  
 Soldering temperature: +260°C,10s max

<b>PB</b>	<b>S</b>	<b>016</b>	<b>3</b>	<b>7</b>	<b>X</b>	<b>X</b>	<b>XX</b>	<b>0743A</b>	<b>D</b>	<b>00</b>
Angel Options D 180°直插 R 90°折弯 S SMT H 卧式贴片 A 单排SMT 第1Pin朝下 B 单排SMT 第1Pin朝上	No. of Positions XXXX Positions	Dip Spacing 0 No 1 1.27mm 2 2.54mm 3 2.00mm 4 7.62mm 5 10.16mm 6 15.24mm 9 22.86mm S Special	Insulator Height 0 No 1 1.20 mm 2 1.90 mm 3 2.00 mm 4 2.10 mm 5 2.20 mm 6 2.80 mm 7 3.00 mm 8 3.80 mm 9 4.10 mm A 4.20 mm B 7.00 mm S Special	Insulator type A PBT单排 B PBT双排 C PBT中空 D PBT带柱 E PPS双排 F PPS双排 G PPS中空 H PPS带柱 I PA46单排 J PA46双排 K PA46三排 L PA66单排 M LCP四排	Pin Plated 0 No 1 Tin120μ" 锡 2 Tin200μ" 锡 3 Gold0.4μ"金 4 Gold0.8μ"金 5 Gold1μ"金 6 Gold1.5μ"金 7 Gold2μ"金 8 Gold3μ"金 9 Gold5μ"金 A Gold8μ"金 B Gold10μ"金 C Gold15μ"金 D Gold30μ"金 E Ag plated F Nickel80μ"	Clip plated 0 No 1 Tin120μ" 锡 2 Tin200μ" 锡 3 Gold0.4μ"金 4 Gold0.8μ"金 5 Gold1μ"金 6 Gold1.5μ"金 7 Gold2μ"金 8 Gold3μ"金 9 Gold5μ"金 A Gold8μ"金 B Gold10μ"金 C Gold15μ"金 D Gold30μ"金 E Ag plated F Nickel80μ"	Pin length(mm) 0743A 7.43mm S Special	Insulator Option 0 No D 直角塑胶 R 圆角塑胶 S 小孔塑胶	Series 00 NO	

**ANYCONN® 东莞市恩康电子有限公司**  
 www.enkcom.com **DONGGUAN ANYCONN ELECTRONICS CO.,LTD**

TOLERANCE	PROJECTON		TITLE: 2.54mmPitch IC Sockets SMT DIP Spacing 7.62mm Pin Length 7.43mm
ANGLE ±5°	DATE :	2015-08-11	PART NO: PBS01637XXXX0743AD00
X.XXX ±0.10	DRAWN :	Songjun	DRAWING NO:
X.XX ±0.20	CHECKED :		REV: A0 UNIT: mm SCALE: 1:1 SIZE: A4
X.X ±0.30	APPROVED :		
X. ±0.50			